











MAINTENANCE & SERVICE BULLETIN



AIR SUSPENSION

In addition to the information provided in the “Installation Manual” for the TA-250 & TA-300 W&C Air Suspension, (specifically on page 15), this bulletin is highlighting the importance what to look out for.

The Adjustment-Square on the Eccentric Collars must be mirrored from Inside to Outside of the hanger. **The Tolerance of adjustment is 1hr - or 30°**

Outside	Inside	Outside	Inside	Outside	Inside
					
Mid-position CORRECT (12 o'clock or 0°)		Max-forward CORRECT (10-2 o'clock or -60° to +60°)		Max-backward CORRECT (2-10 o'clock or +60° to -60°)	

Outside	Inside	Outside	Inside
			
WRONG (10-12 o'clock -60° to 0°)		WRONG (12-2 o'clock 0° to 60°)	

CORRECT adjusted Eccentric Collars	WRONG adjusted Eccentric Collars
	
THE BOLT IS SQUARE	THE BOLT IS NOT SQUARE