



FUWA K HITCH (Australia) Pty Ltd

ABN 54 078 731 209

Head Office

Melbourne

13-21 Bliss Court

Derrimut VIC 3030

Tel. 03 9369 0000

Fax. 03 9369 0100

Queensland

41 Moreton

Heathwood Qld 4110

Tel. 07 3372 2223

Fax. 07 3372 1022

Perth

77B Kurnall Road


Welshpool WA 6106

Tel. 08 9350 6470

Fax. 08 9350 6570

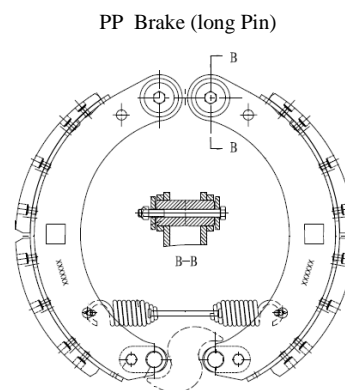
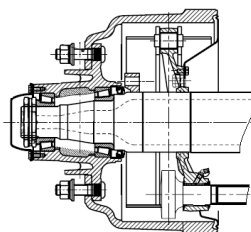
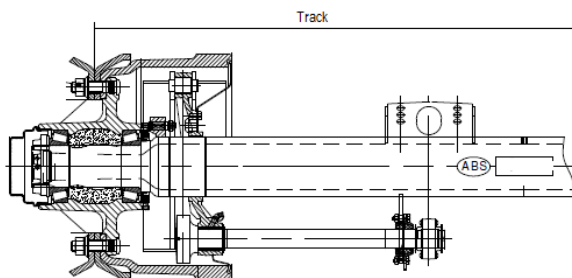
SALES SPEC SHEET

AXLE KF29



The K Hitch series of **ONE-PIECE FORGED AXLES** are available in a variety of configuration to suit most application.

The following model information is specific to the KF29 which features the “long pin” P-brake shoes. Induction hardened bearing journals, premium bearings, seals and OE quality brake linings are standard to all FUWA K HITCH axles.



CAPACITY TON	BEARING TYPE	BRAKE TYPE	S-CAM SIZE	S-CAM TYPE	WHEEL END OPTIONS
11.5t	TP (B) TN (A)	Ø420x180 (16.5"x7") PP Brake - 4515	1-1/2" - 10 Spline	ENCLOSED	10x285 5 SPOKE

TRACK	C-C BOOSTERS	WEIGHT	ABS	AXLE BEAM SIZE	LUBE
1850	B: 229mm A: 232mm	369KG*	Poll ring fitted Sensor mounting fitted	Ø127x15	GREASE (OIL ON REQUEST ONLY)

Note*: Specific configuration KF29 AG 14J 1850 P30



FUWA K HITCH (Australia) Pty Ltd

ABN 54 078 731 209

Head Office

Melbourne

13-21 Bliss Court
Derrimut VIC 3030
Tel. 03 9369 0000
Fax. 03 9369 0100

Queensland

41 Moreton
Heathwood Qld 4110
Tel. 07 3372 2223
Fax. 07 3372 1022

Perth

77B Kurnall Road
Welshpool WA 6106
Tel. 08 9350 6470
Fax. 08 9350 6570

KF29 SERVICE INFORMATION

BULLETIN NUMBER	TOPIC	DESCRIPTION
KPW-002-0110	Warranty	Limitation of Liabilities
KPW-004-0110		LGL’s
KPM-001-0110		Claim Form
KPM-001-0814	Installation	List of all Bulletins which are useful and may need to be referred to when installing a FKH axle.
		Application specific engineering drawings are available upon request.
KPS-001-0912	Parts	Parts View
KPM-004-0310	Maintenance	In service maintenance

Bulletins:

All Bulletins are on: www.khitch.com.au

...or call FKH at your nearest location.

