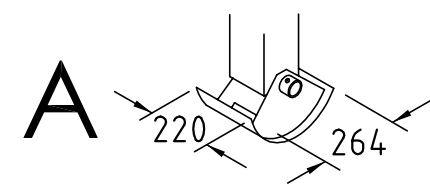
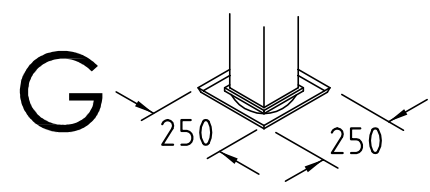


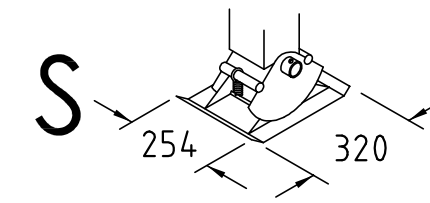
MODEL	A	B	C
FW22070S01	730	430	762
FW22070S02	780	480	812



MODEL	A	B	C
FW22070S01	730	430	782
FW22070S02	780	480	832



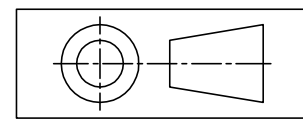
MODEL	A	B	C
FW22070S01	730	430	738
FW22070S02	780	480	788



MODEL	A	B	C
FW22070S01	730	430	790
FW22070S02	780	480	840

THIS DRAWING, AND ALL INFORMATION ON THIS DRAWING, IS THE PROPERTY OF FUWA K HITCH AUSTRALIA PTY. LTD. AND MAY NOT BE COPIED IN ANY WAY OR FORM WITHOUT THE WRITTEN CONSENT OF FUWA K HITCH AUSTRALIA PTY LTD.

DIMENSIONS IN MILLIMETRES DO NOT SCALE



ITEM	MATERIAL / DESCRIPTION	PART No	QTY
 FUWA K HITCH AUSTRALIA PTY. LTD. LANDING LEGS 22 SERIES			
DRAWN S.HUNT DATE 07.02.2007 CHECKED SCALE 1:5	DRG / PART No LL220001-01	REV A SHEET No: 1 OF 1 A3	