



PARTS VIEW

AXLE PARTS KITS

AXLE MODEL	PAGE
KF12^^	3
KF21	4,5
KF22	6-9
KF23	10
KF26/KK26/KK36	11,12
KF37	13,14
KK44	15,16
KF61	17
KF75	18
KF85	19

^^ The Axle Nut and Wheel Bearing Kit in the KF12 axle, can also be used in the following Axle and Suspension Modules: KI L232T
KI L232U
KI S232T
KI S232U

PARTS VIEW






AXLE ID

AXLE MODEL	CAPACITY TON	BEARING TYPE	BRAKE TYPE	FMSI#	S-CAM SIZE	S-CAM TYPE	WHEEL END OPTIONS	AXLE BEAM SIZE
KF12	9	UNITISED	Ø420x180 (16.5"x7") GP	4515	1-1/2" 10 Spline	ENCLOSED	•10x285	127mm ROUND
KF21	11.5	TP	Ø420x180 (16.5"x7") XEM	4515	1-5/8" 37 Spline	ENCLOSED	•5 Spoke •10x285 •10x335	127mm ROUND
KF22 (KF29)	11.5	•TP •TN •UNITISED	Ø420x180 (16.5"x7") GP	4515	1-1/2" 10 Spline	ENCLOSED	•5 Spoke •10x285 •10x335	127mm ROUND
KF23	13	TP	DISC PAN22 430mm ROTOR	NA	NA	NA	10x285	127mm ROUND
KF26 KK26 KK36	11.5	•TP •TN •UNITISED	DISC PAN19 377mm ROTOR	NA	NA	NA	•5 Spoke • 8x275 •10x285 •10x335	127mm ROUND
KF37	11.5	TN	Ø380x220 (15"x8-58") GP	4710	1-1/2" 10 Spline "stepped" cam shaft	OPEN	8x275	127mm ROUND
KK44	10.5	TN	Ø311x190 (12.25"x4.5") GP	RW9/13/2	1-1/2" 10 Spline "stepped" cam shaft	OPEN	•3 Spoke •10x225	127mm ROUND
KF61	13	TP	Ø420x180 (16.5"x7") XEM	4515	1-5/8" 37 Spline	ENCLOSED	•5 Spoke •10x285 •10x335	150mm SQUARE
KF75	17	TN-HD	Ø420x220 (16.5"x8-5/8") XEM	4551	1-5/8" 37 Spline	ENCLOSED	10x335	150mm SQUARE
KF85	20	TN-XHD	Ø420x220 (16.5"x8-5/8") XEM	4551	1-5/8" 37 Spline	ENCLOSED	10x335	150mm SQUARE

Note: "Q" is the standard brake type for the FKH drum brake axles.
"P" can be ordered and the KF29 is fitted with the "P" brake.



PARTS VIEW

KF12

KIT PART NUMBER	DESCRIPTION	PICTURE
<p>C30-0201-604K</p>	<p>1820mm TRACK & 1850mm TRACK (UNITSED) (491mm)</p>	
<p>D20-020101K (STANDARD)</p>	<p>BRAKE SHOE KIT Q-TYPE 4515 C/W H-WARE 1 WHEEL</p>	
<p>ABSKIT-01</p>	<p>ABS KIT SENSOR, SLEEVE, POLEWHEEL 1 AXLE</p>	
<p>AXKIT-07</p>	<p>AXLE NUT KIT Unitised Brg 9t</p>	
<p>AXKIT-06</p>	<p>WHEEL BEARING KIT c/w Seal Unitised Brg 9t</p>	

PARTS VIEW

KF21

KIT PART NUMBER	DESCRIPTION	PICTURE
D20-010101K	BRAKE SHOE KIT XEM 4515 C/W H-WARE 1 WHEEL	
D20-010101H	BRAKE HARDWARE KIT (XEM) 1 WHEEL	
TBA	WHEEL BRG & SEAL 1 WHEEL	WIP




PARTS VIEW

KF21

KIT PART NUMBER	DESCRIPTION	PICTURE
C30-0102-613K	CAMTUBE KIT 1 CAM (499.5mm)	
C13-0301K	BUSH, SEALS, WASHERS (CURRENT)	
C13-0101K	BUSH, SEALS, WASHERS (EARLY VERSION)	
ABSKIT-01	ABS KIT SENSOR, SLEEVE, POLEWHEEL 1 AXLE	 <p>100 Teeth ID 165mm</p>
AXKIT-01	AXLE NUT KIT TP	

PARTS VIEW

KF22

KIT PART NUMBER	DESCRIPTION	PICTURE
<p>D20-020101K (STANDARD)</p>	<p>BRAKE SHOE KIT Q-TYPE 4515 C/W H-WARE 1 WHEEL</p>	
<p>D20-020101H (STANDARD)</p>	<p>BRAKE HARDWARE KIT Q-TYPE 1 WHEEL</p>	
<p>D20-020103K (OPTION)</p>	<p>BRAKESHOE KIT P TYPE STD PIN 1 WHEEL</p>	

PARTS VIEW

KF22

KIT PART NUMBER	DESCRIPTION	PICTURE
<p>D20-020103H (OPTION)</p>	<p>BRAKE HARDWARE KIT P TYPE STD PIN 1 WHEEL</p>	
<p>D20-020104K (OPTION)</p>	<p>BRAKE SHOE KIT P TYPE LONG PIN 1 WHEEL</p>	
<p>D20-020104H (OPTION)</p>	<p>BRAKE HARDWARE KIT P TYPE LONG PIN 1 WHEEL</p>	
<p>TBA</p>	<p>TP WHEEL BRG & SEAL 1 WHEEL</p>	<p>WIP</p>
<p>TBA</p>	<p>TN WHEEL BRG & SEAL 1 WHEEL</p>	<p>WIP</p>



PARTS VIEW

KF22

KIT PART NUMBER	DESCRIPTION	PICTURE
AXKIT-04	UNITISED 11t WHEEL BEARING & SEAL REPLACEMENT SET.	
AXKIT-01	AXLE NUT KIT TN	
AXKIT-02	AXLE NUT KIT TP	
AXKIT-03	AXLE NUT KIT UNITISED 11t	

PARTS VIEW

KF22

KIT PART NUMBER	DESCRIPTION	PICTURE
C30-0201-627K	CAMTUBE KIT GP 1850mm TRACK (513mm)	
C30-0201-604K	1820mm TRACK & 1850mm TRACK (UNITSED) (491mm)	
C30-0201-589K	1820mm TRACK(UNITISED) (476mm)	
C13-0201K	BUSH, SEALS, WASHERS	
ABSKIT-01	ABS KIT SENSOR, SLEEVE, POLEWHEEL TN TP 1 AXLE	
ABSKIT-02	ABS KIT SENSOR, SLEEVE, POLEWHEEL UNITISED 1 AXLE	

PARTS VIEW

KF23 (Pan22)

KIT PART NUMBER	DESCRIPTION	PICTURE
<p>12999796</p>	<p>PAD SET (1 PER AXLE)</p>	
<p>6402259212</p>	<p>SEAL KIT (1 PER CALIPER)</p>	
<p>12999797</p>	<p>SENSOR REPAIR KIT</p>	
<p>TBA</p>	<p>WHEEL BRG & SEAL SET</p>	<p>WIP</p>

PARTS VIEW

[KF26 / KK26 / KK36](#) (Pan19)

KIT PART NUMBER	DESCRIPTION	PICTURE
<p>12999737</p>	<p>PAD SET (1 PER AXLE)</p>	
<p>6402259212</p>	<p>SEAL KIT (1 PER CALIPER)</p>	




PARTS VIEW

KF26 / KK26 / KK36

KIT PART NUMBER	DESCRIPTION	PICTURE
AXKIT-05	UNITISED 11t WHEEL BRG & SEAL SET	
AXKIT-01	AXLE NUT KIT TN	
AXKIT-02	AXLE NUT KIT TP	
AXKIT-03	AXLE NUT KIT UNITISED 11t	



PARTS VIEW

KF37

KIT PART NUMBER	DESCRIPTION	PICTURE
D20-070101K	BRAKE SHOE KIT Q-TYPE 4710 C/W H-WARE 1 WHEEL	
D20-020101H	HARDWARE KIT 1 WHEEL	
TBA	WHEEL BRG & SEAL 1 WHEEL	WIP
KF37CBKIT	CAM BUSH KIT 1 CAM	




PARTS VIEW

KF37

KIT PART NUMBER	DESCRIPTION	PICTURE
ABSKIT-01	ABS KIT SENSOR, SLEEVE, POLEWHEEL 1 AXLE	 <p>100 Teeth ID 165mm</p>
AXKIT-01	AXLE NUT KIT TN	



PARTS VIEW

KK44

KIT PART NUMBER	DESCRIPTION	PICTURE
D20-050101K	BRAKE SHOE KIT C/W H-WARE 1 WHEEL	
D20-050101H	HARDWARE KIT 1 WHEEL	
TBA	WHEEL BRG & SEAL 1 WHEEL	WIP
KK44CBKIT	CAM BUSH KIT 1 CAM	

PARTS VIEW

KK44

KIT PART NUMBER	DESCRIPTION	PICTURE
<p>ABSKIT-04</p>	<p>ABS KIT SENSOR, SLEEVE, POLEWHEEL 1 AXLE</p>	 <p>80 Teeth ID 162mm</p>
<p>AXKIT-01</p>	<p>AXLE NUT KIT TN</p>	

PARTS VIEW

KF61

KIT PART NUMBER	DESCRIPTION	PICTURE
D20-010101K	BRAKE SHOE KIT (XEM) C/W H-WARE 1 WHEEL	
D20-010101H	HARDWARE KIT (XEM) 1 WHEEL	
TBA	WHEEL BRG & SEAL 1 WHEEL	WIP
C30-0102-613K	CAMTUBE KIT 1 CAM (499.5mm)	
C13-0301K	BUSH, SEALS, WASHERS (CURRENT)	

PARTS VIEW

KF75

KIT PART NUMBER	DESCRIPTION	PICTURE
D20-010201K	BRAKE SHOE KIT C/W H-WARE 1 WHEEL	
D20-010101H	HARDWARE KIT 1 WHEEL	
TBA	WHEEL BRG & SEAL 1 WHEEL	WIP
C30-0102-543K	CAMTUBE KIT 1 CAM (429.5mm)	
C13-0301K	BUSH, SEALS, WASHERS (CURRENT)	

PARTS VIEW

KF85

KIT PART NUMBER	DESCRIPTION	PICTURE
D20-010201K	BRAKE SHOE KIT C/W H-WARE 1 WHEEL	
D20-010101H	HARDWARE KIT 1 WHEEL	
TBA	WHEEL BRG & SEAL 1 WHEEL	WIP
C30-0102-543K	CAMTUBE KIT 1 CAM (429.5mm)	
C13-0301K	BUSH, SEALS, WASHERS (CURRENT)	