




# PARTS VIEW




## Brake Slack Adjusters

### Manual (MSA)

Part Number	278323EF	61137370EF	617103001EF
Picture			
Spline	1 1/2" x 10	1 5/8" x 37	1 1/2" x 10
Hole location	5" 6" 7"	5" 6" 7"	5" 6" 7"

### Automatic (ASA)

### ASH

Part Number	498101011505	498103711505	ASH10302
Picture (ASH)			
Spline	1 1/2" x 10	1 5/8" x 37	1 1/2" x 10
Hole location	5" 6" 7"	5" 6" 7"	5" 6" (KK44)
Plastic Insert (1)	355102323		



# PARTS VIEW

<p><b>KHITCH</b></p> <p>Anchor Kit <b>3937102</b></p>		<p>ASH Control Arm Bushing <b>355102323</b></p> 
---	---	---

## ASC

Part Number	ASC21112	ASC21102	ASC23112
Picture (ASC)			
Spline	<b>1 1/2" x 10</b>	<b>1 1/2" x 10</b>	<b>1 5/8" x 37</b>
Hole location	<b>5" 6" 7"</b>	<b>5.5" 6.5"</b>	<b>5" 6" 7"</b>