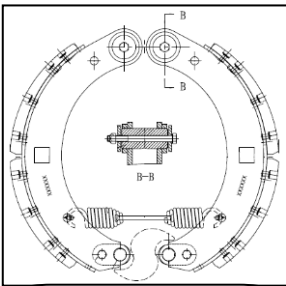


PARTS VIEW

KF22 & KF29 DRUM BRAKE AXLE (22.5")



KF29 Long Pin P
 brake, Page 6, Ref E

For **ConMet** wheel
 end part numbers go
 to page 5

PARTS VIEW

Ref No.	PART No.	DESCRIPTION	APPLICATION							
			BEAM OPTIONS							
			QUANTITY PER AXLE	1850				1820		
TN	TP	UNITISED		MBS Ø146	TN	TP	UNITISED			
1	KF22AX12X1850N30	BEAM & CAM ASSY	1	X						
1	KF22BX12X1850N30	BEAM & CAM ASSY	1		X					
1	FP26GP05BB	BEAM & BRAKE ASSY	1				X			
1	KF22AX12X1820N30	BEAM & CAM ASSY	1					X		
1	KF22BX12X1820N30	BEAM & CAM ASSY	1						X	
1	N/A	BEAM & CAM ASSY	1							X
1	KF22AX13X1850N30	BEAM & BRAKE ASSY	1	X						
1	KF22BX13X1850N30	BEAM & BRAKE ASSY	1		X					
1	KF22FX13X1850N30	BEAM & BRAKE ASSY	1			X				
1	KF22AX13X1820N30	BEAM & BRAKE ASSY	1					X		
1	KF22BX13X1820N30	BEAM & BRAKE ASSY	1						X	
1	KF22FX13X1820N30	BEAM & BRAKE ASSY	1							X
BRAKE COMPONENTS										
2	C11-0201C-627LH	CAMSHAFT-LH (627mm) 10sp	1	X	X		X			
2	C11-0201C-627RH	CAMSHAFT-RH (627mm) 10sp	1	X	X		X			
2	C11-0201C-604LH	CAMSHAFT-LH (604mm) 10sp	1			X		X	X	
2	C11-0201C-604RH	CAMSHAFT-RH (604mm) 10sp	1			X		X	X	
2	C11-0201C-589LH	CAMSHAFT-LH (589mm) 10sp	1							X
2	C11-0201C-589RH	CAMSHAFT-RH (589mm) 10sp	1							X
3	C30-0201-627°	CAMTUBE ASSY	2	X	X		open cam			
3	C30-0201-604#	CAMTUBE ASSY	2			X		X	X	
3	C30-0201-589^	CAMTUBE ASSY	2							X
4	C15-0102	WASHER, Camshaft Spacer	2	X	X	X		X	X	X
4	C12-0102	WASHER, Camshaft Spacer	2				X			
5	C14-0201	SEAL, Spider bush	2	X	X	X		X	X	X
5	C14-0301	SEAL, Spider bush	4				X			
6	C13-0201	CAMSHAFT BUSH (Spider)	2	X	X	X		X	X	X
6	C13-0301	CAMSHAFT BUSH (Spider)	2				X			
7	C33-0201	CAMSHAFT, MTG PLATE	2	X	X	X	-	X	X	X
7a	C20-0201	BEARING ASSEMBLY	2				X			
8	C24-0401	O-RING, CAMTUBE INNER	2	X	X	X	-	X	X	X
9	C15-0102	WASHER, Camshaft Spacer	-	6	6	6	4	6	6	6
9a	C15-0101	WASHER, Camshaft Spacer	-	-	-	-	2	-	-	-
10	C16-0501	CIRCLIP, CAMSHAFT INNER	-	4	4	4	4	4	4	4
11	D20-020101	SHOE SET (2)	2	X	X	X	X	X	X	X
12	NSS*	ROLLER	4	X	X	X	X	X	X	X
13	NSS*	ROLLER RETAINER	4	X	X	X	X	X	X	X
14	NSS*	RETURN SPRING	2	X	X	X	X	X	X	X
15	NSS*	ANCHOR SPRING	2	X	X	X	X	X	X	X
16	NSS*	ANCHOR PIN	4	X	X	X	X	X	X	X
17	NSS*	ANCHOR PIN BUSH	4	X	X	X	X	X	X	X
18	A20-0101	RETURN SPRING,Slack Adjuster	2	X	X	X	X	X	X	X
19	278323EF	POSITIVE LOCK SLACK ADJ	2	X	X	X	X	X	X	X
19	ASC21112	AUTO SLACK ADJUSTER	2	0	0	0	0	0	0	0

PARTS VIEW

		HUB/DRUM OPTIONS									
		10x285 22.5"			10x335 22.5"		5 SPOKE 22.5"				
		Ø420x180 (Ø16.5"x7") Standard			Ø420x180 (Ø16.5"x7") Standard		Ø420x180 (Ø16.5"x7") Standard				
		QUANTITY PER AXLE			TN	TP	UNITISED	TN	TP	TN	TP
		KF22AG15	KF22BG15	KF22UG15	KF22AG16	KF22BG16	KF22AG14	KF22BG14			
20	KH3600-3008	HUB/DRUM ASSY-Short stud	2	X							
20	KH3600-3008Z	HUB/DRUM ASSY-Long stud	2	X							
20	KH3600-3007	HUB/DRUM ASSY-Short stud	2				X				
20	KH3600-3007Z	HUB/DRUM ASSY-Long stud	2				X				
20	KH3600/GF	HUB/DRUM ASSY	2						X		
20	KH3600-0303	HUB/DRUM ASSY-Short stud	2		X						
20	KH3600-0303Z	HUB/DRUM ASSY-Long stud	2		X						
20	KH3600-0103	HUB/DRUM ASSY-Short stud	2				X				
20	KH3600-0103Z	HUB/DRUM ASSY-Long stud	2				X				
20	KH3600/FF	HUB/DRUM ASSY	2							X	
20	NSS	HUB/DRUM ASSY-Short stud	2			X					
20	NSS	HUB/DRUM ASSY-Long stud	2			X					
21	KH3601-3010	HUB ASSY – Short stud	2	X							
21	KH3601-3010Z	HUB ASSY – Long stud	2	X							
21	KH3601-3011	HUB ASSY – Short stud	2				X				
21	KH3601-3011Z	HUB ASSY – Long stud	2				X				
21	KH3601/GF	HUB ASSY	2						X		
21	KH3601-0302	HUB ASSY – Short stud	2		X						
21	KH3601-0302Z	HUB ASSY – Long stud	2		X						
21	KH3601-0101	HUB ASSY – Short stud	2				X				
21	KH3601-0101Z	HUB ASSY – Long stud	2				X				
21	KH3601/FF	HUB ASSY	2							X	
21	NSS	HUB ASSY – Short stud	2			X					
21	H31-0521	HUB ASSY – Long stud	2			X					
22	KH3602-0303	DRUM	2	X	X	X					
22	KH3602-0101	DRUM	2				X	X			
22	KH3602/GF	DRUM	2						X		
22	KH3602/FF	DRUM	2							X	
		WHEEL END COMPONENTS									
23	KH800106 (H37-0101)	STUD ¾" NC	10							X	X
23	KH800104 (H33-0301)	STUD SHORT (M22x94)	20	X	X	X	X	X			
23	KH800239 (H33-0302)	STUD LONG (M22x122)	20	X	X	X	X	X			
24	KH800098 (H38-0101)	NUT ¾" NC	10							X	X
24	KH800096 (H34-0301)	NUT M22 x 32 A/F	20	X	X	X	X	X			
24	KH800238 (H34-0302)	NUT M22 x 33 A/F	20	O	O	O	O	O			
24	H34-0901	NUT M22 x 32 A/F – 50mm	20	O	O	O	O	O			

PARTS VIEW

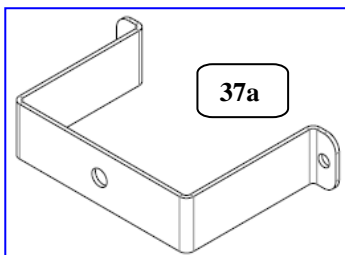
		WHEEL END COMPONENTS									
				QUANTITY PER AXLE	10x285 22.5"			10x335 22.5"		5 SPOKE 22.5"	
					Ø420x180 (Ø16.5"x7") Standard			Ø420x180 (Ø16.5"x7") Standard		Ø420x180 (Ø16.5"x7") Standard	
		TN	TP		UNITISED	TN	TP	TN	TP		
		KF22AG15	KF22BG15		KF22UG15	KF22AG16	KF22BG16	KF22AG14	KF22BG14		
25	KH800146 (H39-0101)	RIM CLAMP		10						X	X
26	BTH-0500	BEARING CARTRIDGE (11T)		2			X				
26	H12-0400	BEARING OUTER		2	X			X		X	
26	H12-0100	BEARING INNER		2		X			X		X
26	H12-0300	BEARING INNER		2	X			X		X	
26	H12-0100	BEARING OUTER		2		X			X		X
27	373-0243 (802)	SEAL		2	X			X		X	
27	373-0223 (801)	SEAL		2		X			X		X
27	809	SEAL (Axles build from 2012)		2			X				
27	393-0273	SEAL (Axles build before 2012)		(2)			(X)				
28	H18-0101	DUST COVER		2	X	X	X	X	X	X	X
29	KH800055	SPRING WASHER		12	X	X	X	X	X	X	X
30	M8X16X1.75	BOLT – DUST COVER – M8		12	X	X	X	X	X	X	X
31	A11-0101	WASHER BEARING		2		X	X		X		X
32	A13-0101	COTTER PIN		2		X			X		X
32	A25-0101	LOCK TAB		2	X			X		X	
32	N300002-002	LOCK TAB		2			X				
32	A11-0201	LOCK WASHER		2	X			X		X	
33	A12-0101	NUT SPINDLE		2		X	X		X		X
33	A12-0201	NUT SPINDLE - INNER		2	X			X		X	
33	A24-0101	NUT SPINDLE - OUTER		2	X			X		X	
34	CRS.S	SNAP RING		2			X				
35	N300015-002	O-RING – HUB CAP		2			X				
35	H15-0201	O-RING – HUB CAP		2		X			X		X
36	H15-0102	GASKET - HUB CAP		2	X			X		X	
37	KH800110B	HUB CAP – BLACK – Ø139.7PCD		2	X			X		X	
37	KH800205B	HUB CAP – SCREW ON – BLACK		2		X			X		X
37	N300016-002	HUB CAP – ALUM'N – Ø179PCD		2			X				
38	KH800055	WASHER - HUB CAP BOLT		12	X		X	X		X	
39	KH800122	BOLT - HUB CAP – 5/16"		12	X		X	X		X	
40	STP275	DECAL CAP		2			X				
41	10002	FUWA BADGE		2			X				
42	FHD046	DECAL		2			X				
43	NSS	BOLT – 3/4" UNF x 2-1/4" – GR8		10						X	X
44	NSS	CONELock NUT – 3/4" UNF – GR8		10						X	X

For Product Support call: (03) 9369 0000 | (07) 3372 2223 | (08) 9350 6470

www.khitch.com.au Uncontrolled document when printed Bulletin No: KPS-001-0912 Rev26 4

PARTS VIEW

Ref No.	PART No.	DESCRIPTION	APPLICATION			
			QTY. PER AXLE	TP ConMet	TP ConMet PLUS	TN ConMet PLUS
		ConMet WHEELEND (pre-set)				
21	10036731	ALUMINIUM HUB c/w LONG STUDS & BEARINGS & SPACER & SEAL Casting number: 10033028 (used for lube volume)	2	X		
21	10041701	ALUMINIUM HUB c/w LONG STUDS & BEARINGS & SPACER & SEAL Casting number: 10033028 (used for lube volume)	2		X	
21	10045398	IRON HUB c/w LONG STUDS & BEARINGS & SPACER & SEAL Casting number: 10033241 (used for lube volume)	2		X	
21	10045570	HUB ASSY	2			X
22	10037763	TRUE TURN 10x285	2	X	X	
23	102292	STUD LONG (M22x1.5x136mm)	20	X	X	
27	801	SEAL	2	X	X	
27	373-0243 (802)	SEAL	2			X
28	H18-0103	LIPPED DUST COVER	2	X	X	X
33	10036553	NUT KIT	2		X	
33	10036552	NUT KIT	2			X
37	10085634 (10086311)	HUB CAP	2	X	X	
37	10083537	HUB CAP	2			X
37a	N300202-003	HUBO BRACKET	As required			
36	10033396	GASKET - HUB CAP	2	X	X	
36	KH330-3009	GASKET - HUB CAP	2			X
NS	10005437	BEARING KIT c/w SPACER & SEAL	2	X		
NS	10081731	BEARING KIT c/w SPACER & SEAL	2		X	
NS	10081730	BEARING KIT c/w SPACER & SEAL	2			X



1lt of SYNTHETIC SEMI FLUID GREASE
MOBILITH SHC007

Part Number: **133680-1L**

Note: Check service information for correct fill qty.



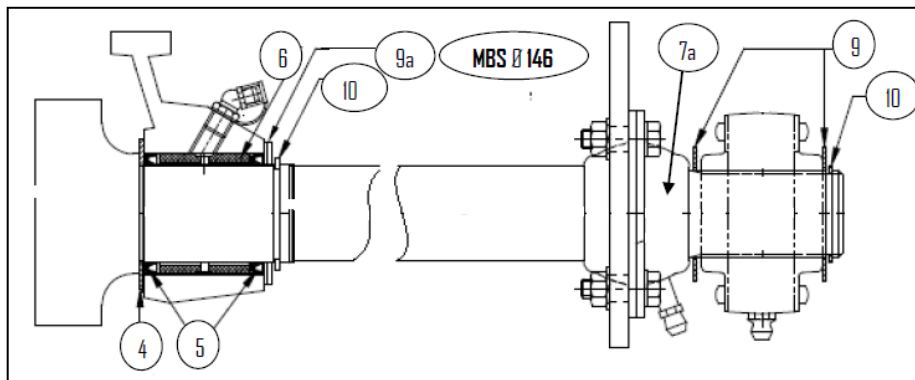
For Product Support call: (03) 9369 0000 | (07) 3372 2223 | (08) 9350 6470

www.khitch.com.au Uncontrolled document when printed Bulletin No: KPS-001-0912 Rev26 5

PARTS VIEW

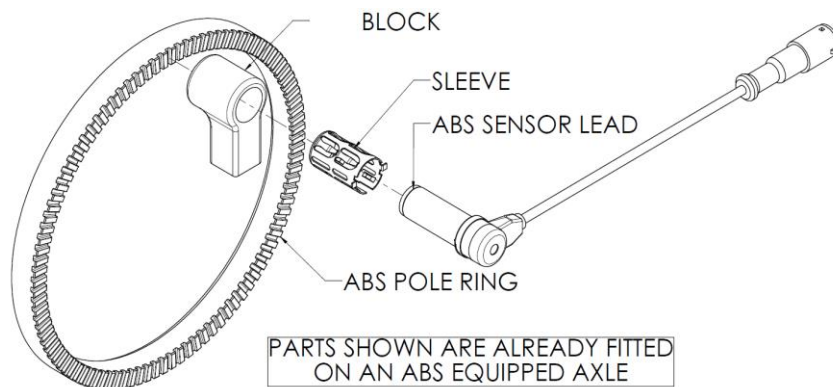
Ref #	KIT Part No.	Component Part No.	DESCRIPTION	QTY/ AXLE	QTY/ KIT	APPLICATION
A	C30-0201-627K		CAM TUBE KIT (suit 1 cam)	2		KIT SUITS: TN/TP 1850mm TRACK AXLE
		C30-0201-627	CAMTUBE ASSY-(513.5mm tube length)		1	
		C15-0102	WASHER, CAMSHAFT SPACER		1	
		C14-0201	SEAL, CAMSHAFT OUTER		1	
		C13-0201	CAMSHAFT BUSH (SPIDER)		1	
		C33-0201	CAMSHAFT, MTG PLATE		1	
		C24-0401	O-RING, CAMTUBE INNER		1	
		C15-0102	WASHER, CAMSHAFT SPACER		3	
	C16-0501	CIRCLIP, CAMSHAFT INNER	2			
B	C30-0201-604K		CAM TUBE KIT (suit 1 cam)	2		KIT SUITS: TN/TP 1820mm TRACK AXLE & UNITISED 1850mm TRACK AXLE
		C30-0201-604	CAMTUBE ASSY-(490.5mm tube length)		1	
		C15-0102	WASHER, CAMSHAFT SPACER		1	
		C14-0201	SEAL, CAMSHAFT OUTER		1	
		C13-0201	CAMSHAFT BUSH (SPIDER)		1	
		C33-0201	CAMSHAFT, MTG PLATE		1	
		C24-0401	O-RING, CAMTUBE INNER		1	
		C15-0102	WASHER, CAMSHAFT SPACER		3	
	C16-0501	CIRCLIP, CAMSHAFT INNER	2			
C	C30-0201-589K		CAM TUBE KIT (suit 1 cam)	2		KIT SUITS: UNITISED 1820mm TRACK AXLE
		C30-0201-589	CAMTUBE ASSY-(475.5mm tube length)		1	
		C15-0102	WASHER, CAMSHAFT SPACER		1	
		C14-0201	SEAL, CAMSHAFT OUTER		1	
		C13-0201	CAMSHAFT BUSH (SPIDER)		1	
		C33-0201	CAMSHAFT, MTG PLATE		1	
		C24-0401	O-RING, CAMTUBE INNER		1	
		C15-0102	WASHER, CAMSHAFT SPACER		3	
	C16-0501	CIRCLIP, CAMSHAFT INNER	2			
D	D20-020101K		BRAKE SHOE KIT (1 wheel)	2		KF22 AXLE
		D20-020101	SHOE SET (1 wheel)		1	
E	D20-020104K		BRAKE SHOE KIT (1 wheel) Long pin P brake	2		KF29 AXLE
		D20-020104H	Brake Hardware Kit (1 wheel)		2	

Weweler-MBS Ø146mm axle beam: S-cam details.



PARTS VIEW

Ref #	KIT Part No.	Component Part No.	DESCRIPTION	QTY/ AXLE	QTY/ KIT	APPLICATION
F	ABSKIT-01		ABS KIT	1		KIT SUITS: TN/TP AXLE
		A15-0202	ABS SENSOR LEAD (straight)		2	
		A16-0101	SLEEVE		2	
		H41-0201	ABS POLE RING – 100 Tooth – ID Ø165mm ***		2	
		B15-0103	Block		2	
G	ABSKIT-02		ABS KIT	1		KIT SUITS: UNITISED AXLE
		A15-0202	ABS SENSOR LEAD (straight)		2	
		A16-0101	SLEEVE		2	
		H41-0701	ABS POLE RING – 100 Tooth – Ø168ID		2	
		B15-0103	Block		2	



***: The ID of 165mm is for axles manufactured from 2009, prior to that the ID may be different.

Note: TN: Tapered spindle (small & big bearing)
 TP: Parallel spindle (two bearings the same)
 X: Standard
 NSS: Not Sold Separately
 NS: Not Shown
 O: Optional

Hub Cap: May vary (Oil hubs, Customer specs & Hub-odometer may require different hub caps)

1. Studs may be short or long, check before you order.
2. Long Nut # H34-0901 (32mm A/F) can be used on long studs with steel wheels.